

AFFIDAVIT SUBMITTED BY
Jane McCollum
Chief Deputy Treasurer

NAVARRO COUNTY TREASURER

STATE OF TEXAS


COUNTY OF NAVARRO

Before me, the undersigned authority, on this day personally appeared the following named persons, and after being duly sworn, deposes and says: Honorable H. M. Davenport, Jr., County Judge, Honorable Jason Grant, Commissioner Pct. 1, Honorable Eddie Perry, Commissioner Pct. 2, Honorable Eddie Moore, Commissioner Pct. 3, and Honorable James Olsen, Commissioner Pct. 4.


I, Jane McCollum, Navarro County Chief Deputy Treasurer, on this 25th day of January, 2021 present to the Navarro County Commissioners Court the revised Monthly Financial Report for the month ending on December, 2020 for the court to review and approve. This report is in compliance with section 114.026 of the Local Government Code, so therefore we hereby execute this affidavit for publication.

With this signed affidavit, We the Commissioners Court, state that the requirements of Subsection (C) have been met with the examination of this report.


Signed and executed this 25th day of January, 2021.




H. M. Davenport Jr. - County Judge



Jason Grant - Commissioner Pct 1



Eddie Perry - Commissioner Pct 2



Eddie Moore - Commissioner Pct 3



James Olsen - Commissioner Pct 4

SWORN AND SUBSCRIBED TO BEFORE ME, this 25th day of January, 2021 by H. M. Davenport, Jr., Jason Grant, Eddie Perry, Eddie Moore, and James Olsen, in their official capacities as the members of the Navarro County Commissioners Court.



Sherry Dowd - Navarro County Clerk



**NAVARRO COUNTY, TEXAS
REPORT OF CASH AND INVESTMENTS
FOR THE MONTH OF DECEMBER, 2020**

FUND	BEGINNING BALANCE	RECEIPTS	BANK INTEREST	DISBURSEMENTS	ENDING BALANCE	TEX POOL BEGINNING BAL	TEX POOL DEP/WD	TEX POOL INTEREST	TEX POOL ENDING BAL	TOTAL
GENERAL	5,413,081.22	2,129,604.55	3,159.39	2,200,759.45	5,345,085.71	884,215.93		107.44	884,323.37	6,229,409.08
COMMUNITY SUPERVISION	114,556.12	163,566.36	117.90	89,748.82	188,491.56	97,863.28		11.87	97,875.15	286,366.71
JUVENILE PROBATION	80,442.24	30,563.00	39.83	35,564.64	75,480.43	11,021.27		1.27	11,022.54	86,502.97
FLOOD CONTROL	1,555,283.22	21,698.75	865.23	3,900.00	1,573,947.20	2,270.62		0.31	2,270.93	1,576,218.13
ROAD & BRIDGE - PCT 1	234,450.81	230,652.27	198.94	110,005.72	355,295.30	32,756.23		3.98	32,760.21	388,055.51
ROAD & BRIDGE - PCT 2	83,732.30	76,610.97	57.76	77,559.66	82,841.37	81,230.75		9.87	81,240.62	164,081.99
ROAD & BRIDGE - PCT 3	1,012,640.60	88,809.23	550.53	162,380.12	939,620.24	69,488.97		8.44	69,497.41	1,009,117.65
ROAD & BRIDGE - PCT 4	896,381.17	76,610.97	485.31	140,796.58	832,680.87	80,452.86		9.77	80,462.63	913,143.50
H.I.D.T.A.	39,844.22	240,290.21	21.93	240,307.01	39,849.35					39,849.35
H.I.D.T.A. SEIZURE	31,690.57	-	17.45	-	31,708.02	1,785.05		0.31	1,785.36	33,493.38
DEBT SERVICE	487,554.28	10,943.87	273.09	-	498,771.24	2,294.49		0.31	2,294.80	501,066.04
CAPITAL PROJECTS	3,544.65	-	1.95	-	3,546.60	10,872.55		1.27	10,873.82	14,420.42
SHERIFF STATE SEIZURE	82,961.57	-	45.67	-	83,007.24	54.05			54.05	83,061.29
DISTRICT ATTY FORF	104,729.77	-	45.50	52,767.98	52,007.29	118,207.46		14.38	118,221.84	170,229.13
HEALTH INSURANCE	635,375.68	289,906.47	190.65	570,166.41	355,306.39	12,587.86		1.58	12,589.44	367,895.83
ECONOMIC DEVELOPMENT	-	-	-	-	-	2,261.77		0.31	2,262.08	2,262.08
TRUST	1,337,113.78	7,333.10	772.81	9,961.57	1,335,258.12	275,919.70		33.52	275,953.22	1,611,211.34
LAKE TRUST	241.79	-	0.13	-	241.92	100,199.35		12.16	100,211.51	100,453.43
REVOLVING & CLEARING	2,146,329.12	1,579,651.99	1,328.30	1,597,266.40	2,130,043.01	804.17			804.17	2,130,847.18
PAYROLL FUND	15,653.76	880,848.76	117.12	861,275.51	15,344.13					15,344.13
DISBURSEMENT FUND	97,698.77	2,950,094.41	434.33	2,950,317.67	97,909.84					97,909.84
2014 GO BONDS	101,543.66	-	55.90	-	101,599.56					101,599.56
SPECIAL REVENUE	763,340.36	-	418.61	14,988.80	748,770.17					748,770.17
SHERIFF FED SEIZURE	658,403.72	-	362.48	-	658,766.20					658,766.20
ELECTION CONTRACT	194,299.08	-	106.38	1,683.29	192,722.17					192,722.17
TOTAL	16,090,892.46	8,757,184.91	9,667.19	9,119,450.63	15,738,293.93	1,784,288.36	-	216.79	1,784,503.15	17,522,797.08

	CURRENT MONTH	YTD
INTEREST EARNED:	9,883.98	27,214.88


Prepared By: Jane McCollum / Chief Deputy Treasurer

1/19/2021
Date